


# CABINETS AND TILES

## TILE - TOBICO NERO



*Available as full backsplash, a 6" row  
or a 6" accent. Full tile shown here.*



# CABINETS AND TILES

## TILE - BAROLO CALACATTA GOLD



Sahara Beige

Timberwolf

Avalanche

Rain

Eggshell Grout

### GROUT COLORS



*Available as full backsplash or as a 6" accent. Installed vertically*

# CABINETS AND TILES

TILE- Glamour 4"x12" and 2"x2"






*4"x12" available in full backsplash or  
1 row; 2"x2" available as full backsplash,  
6" row, or 6" accent.  
Full 4"x12 backsplash shown here.*



# CABINETSAND TILES

## TILE - HERRINGBONECLIFF

Available in White, Brown and Matt Black as full tile backsplash, a 6" row or a 6" accent. Full tile shown here.



Sahara Beige

Timberwolf

Avalanche

Rain

Eggshell Grout




### GROUT COLORS

# CABINETS AND TILES

## TILE - CHEVRON HORIZON



Available in White, Brown and Matt Black as full tile backsplash, a 6" row or a 6" accent. Full tile shown here.



# CABINETS AND TILES

## CERAMIC ACCENT GLASS TILE



### GROUT COLORS

Sahara Beige

Timberwolf


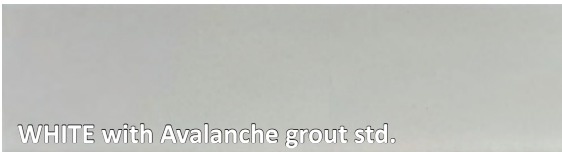
Avalanche

Rain

Eggshell Grout

# CABINETSAND TILES




## CERAMICTILE 4" x 16"



# CABINETS AND TILES



## UPGRADE QUARTZ COUNTERTOPS Cont'd

### LEVEL 4



*Brazilian laminate design granite featuring large-scale areas of soft white with grey and almond accents. Realism and elegance inspired from the real stone slab.*

## PREMIUM UPGRADE HIGH DEFINITION COUNTERTOPS





*Use GS Quartz Surfaces for an attractive, versatile and distinctive finish for residential and commercial buildings. GS Quartz Surfaces are tough enough to withstand wear and tear and beautiful enough for every design scheme.*

# CABINETSAND TILES

## UPGRADE QUARTZ COUNTER TOPS

### LEVEL 3



# CABINETSAND TILES




## UPGRADE QUARTZ COUNTER TOPS

### LEVEL 1



### LEVEL 2



*(this tier features more lines and veining)*



*Use GS Quartz Surfaces for an attractive, versatile and distinctive finish for residential and commercial buildings. GS Quartz Surfaces are tough enough to withstand wear and tear and beautiful enough for every design scheme.*

# CABINETS AND TILES

## UPGRADE COUNTERTOPS




3x-5x  
MORE SCUFF &  
SCRATCH RESISTANT

3x  
MORE WEAR  
RESISTANT

# CABINETS AND TILES

## STANDARD COUNTERS



*Wilson Art laminate counter tops are famous for easy care. While other homeowners see everything – butter, tomato sauce, coffee, grape juice – as a stain about to happen, you can relax with laminate. Whatever pattern and color you choose, the beauty will be yours at a price you can celebrate. A new look is yours for less, leaving you with more to spend on special extras – or that someone special.*

# CABINETS AND TILES

## CONTEMPORARY STYLE CABINET DOORS



*These simply styled cabinet doors have contemporary crown moulding and upgrade handles standard.*

**Available in:**

Espresso,  
Smokewood  
and White.

*Shown with upgrade countertop colours*

# CABINETS AND TILES

## PREMIUM VELVET CABINETS



# CABINETS AND TILES

## PREMIUM VELVET CABINETS



Add a touch of sophistication to your space with this beautiful Premium Velvet Shiplap. It is perfect for a feature wall or as an accent behind a desk or storage bench. Available in a variety of modern colors.

**Scratch and Fingerprint Resistant**

**Easy to Clean**

**Free from Phthalates or Plasticizers**

**These cabinets pair perfectly  
with our Premium Velvet  
Shiplap!**



# CABINETS AND TILES


## PVC OPTIONAL COTTAGE STYLE CABINET DOORS



*PVC wrapped cabinet doors provide a truly durable and long lasting finish that is easily wiped down and requires virtually no maintenance. Today's technology means that these doors have a truly natural look and feel. These are available in all the standard colors—White, Pewter Pine, Smokewood and Espresso.*

# CABINETS AND TILES

## CABINET HARDWARE SELECTIONS



### **KNOBS**

*Standard on all Cabinets*



**Optional D-Style Cabinet Pulls**  
*available in Black or Brushed Nickel*



### **Optional Deluxe Pull Handles**

*These 6 15/16" pull handles are Brushed Nickel  
(Standard on Contemporary Cabinets)*



**Optional Obsidian Cabinet Pulls**

# CABINETS AND TILES

## PVC CABINET DOORS



Raised Panel

**NOTE:**

*PVC Cabinet doors are available in  
RAISED PANEL or "V" GROOVE Styles*

# CABINETS AND TILES

## PVC CABINET DOORS



White



Smokewood



Espresso

*PVC wrapped cabinet doors provide a truly durable and long lasting finish that is easily wiped down and requires virtually no maintenance. Today's technology means that these doors have a truly natural look and feel.*

# DECORS

## APPLIANCES

Dishwasher | Microwave | Laundry



Dishwasher  
WDF330PAHS  
WHIRLPOOL



Microwave  
Rangehood  
YWMH31017HS  
WHIRLPOOL



Front Load  
Washer & Dryer  
WFW560CHW  
YWED5620HW



Stacked  
Washer/Dryer  
YWET4024HW

# DECORS

## APPLIANCES

### Appliances - Fridges



WRT148FZD  
WHIRLPOOL



WRS331SDHM  
WHIRLPOOL



WRF540CWH  
WHIRLPOOL



WSR57R18DM  
&  
WSZ57L18DM

### Stove/Range



Coil Top  
YWFC150M0JW  
WHIRLPOOL



Smooth Top  
YWFE515S0JW  
WHIRLPOOL



Gas Range  
WFG550S0LW  
WHIRLPOOL



Wall Oven  
WOS51EC0HS  
WHIRLPOOL

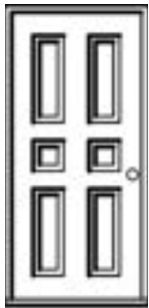


Wall Oven &  
Microwave Combo  
WOC75EC0HS  
WHIRLPOOL

# DECORS

## EXTERIOR DOORS

### Exterior Doors




No Light  
w/Peephole



9 Light  
int. blinds available



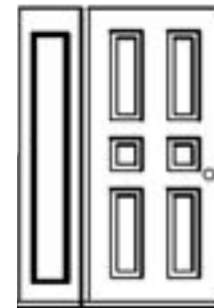
15 Light  
int. blinds available



Orleans

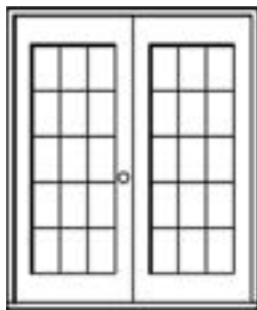


Victoria  
Shaker



No Light  
w/side light


### Garden & Patio Doors



15 Light  
Garden Door



Internal Blinds  
Garden Door



6' Patio Door  
(Sliding)

# DECORS

## INTERIOR DOORS & MOULDINGS

### Interior Doors



LYNDEN  
Flush



LYNDEN  
Carrara



LYNDEN  
Benton



French Door  
Single & Double



Diffused Pantry  
Door

### Moulding Options



#356



3" FLATSTOCK



#451 2-1/2"  
Ceiling Crown

# DECORS

## TUBS & SHOWERS

### Shower Options



MAAX  
SS36



MAAX  
SS3648



MAAX  
SS3660



MAAX  
CSS36



MAAX  
36X48 Utile

# DECORS

## TUBS & SHOWERS

### Tub / Shower Combinations



MAAX  
BG6034



MAAX  
TSO6042



MAAX  
TSEA72

### Tub Options



MAAX  
VO6042



MAAX  
VO5050



MAAX  
SAX6032

# DECORS

## SINKS & WATER CLOSET

### Vanity Sinks & Water Closets



ODESSA  
OVCSWHITE



LUXOVAL  
G0012780



RICHELIEU  
RIVEO ALD875



AMERICAN STANDARD  
COLONY

# DECORS

## SINKS & WATER CLOSET

### Kitchen Sinks



ONEX  
OD3120-7



UTOPIA  
13TFD3322S



KINDRED  
KGDL2031-8 Black



KINDRED  
KGDL2031-8 Champagne



FRANKE (undermount)  
MHK110-28WH



EXCALIBUR (undermount)  
EDU1831/8

# DECORS

## LIGHT FIXTURE UPGRADES

### Under Cabinet Lighting



CNA Lighting  
LED T5 Bar Series

# DECORS

## LIGHT FIXTURE UPGRADES

### CeilingMount Light Options



EGLO TRAGO  
12" Disc Lights



4" Pot Lights



CANARM  
River

### Ceiling Fan Options



CANARM  
Quinn



CANARM  
42" Omni

# DECORS

## CABINET DOOR & PROFILES

### Vanity Light Options



Canarm  
WYLER  
IVL1132A02BK



Canarm  
WYLER  
IVL1132A03BK



Canarm  
NOVALEE  
IVL1130A02GD

# DECORS

## LIGHT FIXTURE UPGRADES

### Pendant Light Options



Galaxy  
910920BN



Canarm  
DILAN  
IPL1078A01BK



Canarm  
DILAN  
IPL1078A03BKB



Canarm  
NOVALEE  
IVL1130A01GD



Canarm  
POLO  
IPL222B01ORB

### Chandelier Options



Canarm  
MALLOY  
ICH2029B05BK



Canarm  
NOVALEE  
ICH1130A04GD



Canarm  
ARTIE  
ICH749B05BKW

# DECORS

## HARDWARE & FIXTURES

### Bathroom Black Upgrades



MOEN 6190BL



MOEN  
T2193NHBL



MOEN YB0424BL



MOEN CSR2167BL



MOEN YB0408BL

# DECORS

## HARDWARE & FIXTURES

### Upgrade Cabinet & Interior Door Hardware



Richelieu - 5038 & 7903  
Oil-Rubbed Bronze



Richelieu - 8726  
Matte Black or  
Champagne Bronze



Richelieu - 8160  
Matte Black or  
Champagne Bronze



Taymor  
Vega 30-D006734

### Kitchen Faucet Options



MOEN 7594  
Colours: Chrome, Matte Black, Oil-Rubbed Bronze



MOEN 7565BG  
Brushed Gold



MOEN 40519SL

# DECORS

## HARDWARE & FIXTURES

### Standard Hardware



Galaxy  
680112



Galaxy  
811335PT



Galaxy  
724133BN



MOEN Chateau  
67425



MOEN Chateau  
L64601



MOEN  
M1751BL & TL181



Taymor  
Perspective Lever  
36-D6205SC



Richelieu  
Modern Steel Pull  
305



MOEN  
Contemporary  
Toilet Paper  
Holder P5050



MOEN  
Contemporary  
Towel Bar 2230


# DECORS

## Vinyl Shakes



Vintage Taupe 820    Rustic Brown 828    Moon Rock 826    Sandalwood 821

## Chamclad - Siding



Barnboard Grey6000    Modern Walnut 7012    Natural Oak 7016



Offset Gable



Mono Dormer

# DECORS

## EXTERIOR ACCENTS


### Shingles



### Stacked Stone



### Smart Start - Fascia- Soffit



Shedstyle  
Dormer

# DECORS

## LP Siding



Desert  
Stone



Cavern  
Steel



Rapids  
Blue



Redwood  
Red



Terra  
Brown



Colours may not appear exactly as shown

\*upgrade options, additional prices apply



# DECORS

## EXTERIOR SIDING


### Vinyl Siding - Standard



### Vinyl Siding - Upgrade



### Fiber Cement (Hardie) Siding



Colours may not appear exactly as shown

\*upgrade options, additional prices apply



# DECORS

## FLOORING

### Linoleum - Standard




Hillborough  
Beige DF9626

Natural  
DF9656

Thunder  
DF9661

Harbor Light  
DF9667

### Linoleum - Upgrade



Soft Charcoal  
LX365

White Oak  
LX323

Aged European  
Oak LX311

### Carpet




Shammy  
#16319

Black Ice  
#89418

Downtown  
Brown #86837

### Vinyl Plank



Fairhaven  
2282

Fundy  
2181

Hopedale  
2283

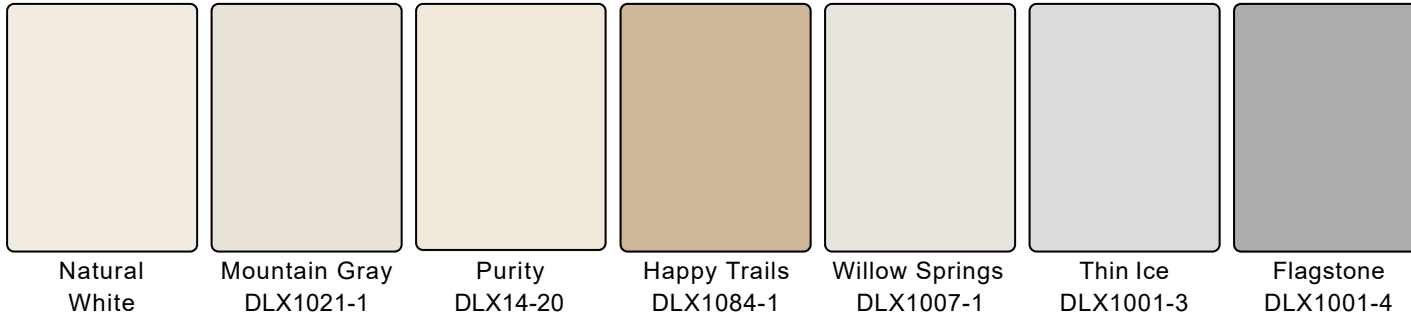
Trinity  
2184

Wesport  
2185

# DECORS

## INTERIOR FINISHES

Wall Colour - Drywall



Colours may not appear exactly as shown


\*upgrade options, additional prices apply



# DECORS

## INTERIOR FINISHES

### Tile Backsplash



3x6 Subway  
Glossy White

3x6 Subway  
Light Grey

Jubilee  
RV10

Festive Gray  
RV09

4x8 Studio  
BW01

4x8 Alcove  
BW04

Tranquil  
Snow

Serene  
Storm

### Wall Colour - VOG



Vinyl Wall  
Pumice White



Vinyl Wall  
Luxe Silver

# DECORS

## INTERIOR FINISHES

Countertops - Laminate - Standard



Praline Antico Benjamin Grey Cafe De Pesco Italian White De Pesco Calcutta Marble

Countertops - Laminate - Upgrade



Magnata Spring Carnival Salentina Nero Sable Soapstone

Countertops - Wood




Butcherblock Solid Maple

Countertops - Quartz - Level 1




Bianco Galaxy Crystal Ice Nero Galaxy Maple White Galaxy Grey

Countertops - Acrylic - Meganite



Moonstone Granite Mt. Carrara Mt. Vancouver Hazel Cream

Countertops - Quartz - Level 2



Absolute White Bianco Alaska Pure Grey Calacatta Aroma Calacatta Vagli

Colours may not appear exactly as shown

\*upgrade options, additional prices apply

# DECORS

## CABINET DOOR & PROFILES

Classic 200



Shaker 200



# DECORS


## CABINET COLOURS & PROFILES



Euro White  
WHT-04



Sangallo Escape  
WAL-06




Black Matte  
BLK-02




Sandringham  
Oak



Willow Grey  
GRY-07



Celadon Green  
GRN-01



Mysterious Blue  
BLU-01



Fashionista  
OAK-13



# DECORS



Colours may not appear exactly as shown

\*upgrade options, additional prices apply



# EXTERIOR FINISHES


## STANDARD VINYL SIDING




Chesapeake Grey



Pebble Kaki



Sage



Storm

*With meticulous attention to profile design, colour and texture, Gentek vinyl siding marries the classic elegance of handcrafted wood siding with the easy care properties of premium vinyl. It's a perfect balance of style and substance makes vinyl siding an excellent selection for your home.*


## UPGRADE VINYL SIDING




Hudson Slate



Windswept Smoke




Marine Dusk



Iron Ore



Dark Drift



Majestic Brick

*With quiet sophistication, Sequoia Select offers a substantial departure from ordinary vinyl siding. This versatile collection features elegant, classic hues as well as distinctive variegated colors with intertwining earth tones - for a richness and warmth no other siding can match. Masterfully crafted with attention to every detail, this performance-engineered home exterior will meet your every expectation for outstanding beauty, enduring protection, easy upkeep and lasting value.*

# EXTERIOR FINISHES

## CEMENT BOARD SIDING



Country Lane Red



Traditional Red



Arctic White



Timber Bark



Autumn Tan



Navajo Beige



Deep Ocean



Evening Blue



Pearl Grey

# EXTERIOR FINISHES

## METAL WOOD GRAIN CORNER

The forma plank steel wall panel system provides a stylish and clean look much like flat paneled siding but with the superior sustainability and durability of steel cladding.


This hidden fastener panel comes in two widths with a coverage of either 6 1/4" or 8 1/2". Both panels feature a reveal of 1" and are installed with a floating clip system for thermal expansion and contraction. Forma Plank is ideal for small additions and residential buildings to large scale commercial, retail and multi-family projects.

Paired with our Woodgrain Series finishes, Forma Plank gives the same warmth and aesthetics of wood veneer or woodgrain vinyl siding but will not chip, fade or peel. Looking for a modern look without the wood? Our Forma Plank Wall Panel System is also available in over twenty 24-Gauge colours.




### SPECIFICATIONS

- Hidden Fastener Panel System
- Floating Clip System allows for Thermal Expansion
- Coverage: 6-1/4" & 8-1/2"
- Panel Reveal: 1"
- Panel Length: Up to 26'
- 24 Gauge
- Available in Woodgrain Series Colours
- Available in Solid 24 Gauge Colours
- Full Set of Trims Available to Complete Any Installation




Espresso



Barnboard



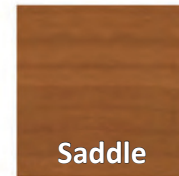
Autumn



Frontier



Gunstock



Saddle

# EXTERIOR FINISHES

## METAL ROOFING




FC 36

### The Strongest and Most Widely Used 3/4" Panel

With a full 3/4" tall rib designed for maximum rigidity, FC-36 is engineered to strike the ultimate balance between economy and strength. The overlap anti-siphon channel keeps the weather outside, while the 40 year paint guarantee and ultrahigh-tensile substrate keeps the exterior looking great for years to come.


Originally designed for traditional and agricultural buildings, the FC-36 panel is extremely durable and designed to stand the test of time in all climates. This most popular profile is also used in residential roofing, for modern-industrial accents, and on retail and other commercial building designs.



### Standard 29 Gauge Colours *\* Also Available in 26 Gauge*



### Only Available in 26ga





### Specifications

- Bell Top Results in Strongest 3/4" Panel
- Class 4 Impact Resistance
- Overlap Anti-Siphon Channel
- Application: Roof/Wall
- Slope: 2.5/12 with Overlap Sealant
- Slope: 3/12 without Overlap Sealant
- Coverage: 36"
- Available in 26 & 29 Gauge in Standard Colours
- Also Available in 24 Gauge Standard Colours
- Cutting charge applies below 48"

# EXTERIOR FINISHES

## COMPOSITE DECKING



## Sanctuary Decking






### Product Details

Beautiful and easy to maintain, Sanctuary decking makes your backyard a place to stay.

- Bold, multi-tonal colors and rustic embossing. Board colors are complementary and pair well together, making them perfect for adding unique designs like picture-framing, borders and more.
- Durable composite core resists splintering, rotting, cracking, insects and decay.
- Three-sided PermaTech cap layer provides superior protection and fade resistance.
- Boards never need sanding, staining or painting. Simply clean with soap and water or a mild cleaner.
- Sanctuary contains 95% recycled material, combining recycled wood with the long-lasting resilience of recycled plastic.
- The flat-profile bottom provides a sturdy feel, reminiscent of traditional lumber.
- A Fire-rated version of Sanctuary decking is available, which helps resist damage from fire and reduce flame spread, providing added protection for the deck and home.
- Backed by a 40-year performance, stain and fade warranty.

# EXTERIOR FINISHES

## OPTIONAL SHINGLES



# EXTERIOR FINISHES

## BEACH HOUSE VINYL SHAKES



**The Beach House Shake** - delivers a look so realistic and stunning, you'll feel the urge to touch it. From the texture—right down to the subtleties of grains and saw cuts—to its unmatched realism as experienced through the natural keyways and tone variations. Beach House Shakes are a low-maintenance exterior that doesn't compromise the authentic beauty of cedar.

- Quality Stone is THE most realistic stone panel in the industry
- All pieces are cast from real stone, giving real texture
- QS Panel Lock system provides tight panel fit
- Proprietary multi-step coloring system is the final step in making Quality Stone look like the real thing
- Impact resistant high-density polyurethane
- Titanium oxide, abrasion-resistant finish
- Designed for Canadian climates

# EXTERIOR FINISHES


## STYLISH STEEL SIDING

*The forma plank steel wall panel system provides a stylish and clean look much like flat paneled siding but with the superior sustainability and durability of steel cladding.*


*This hidden fastener panel comes in two widths with a coverage of either 6¼" or 8¼". Both panels feature a reveal of 1" and are installed with a floating clip system for thermal expansion and contraction. Forma Plank is ideal for small additions and residential buildings to large scale commercial, retail and multi-family projects.*

*Paired with our Woodgrain Series finishes, Forma Plank gives the same warmth and aesthetics of wood veneer or woodgrain vinyl siding but will not chip, fade or peel. Looking for a modern look without the wood? Our Forma Plank Wall Panel System is also available in over twenty 24-Gauge colours.*

METAL  
WOOD  
GRAIN  
ACCENT




Espresso



Barnboard



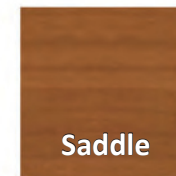
Autumn



Frontier




Gunstock



Saddle

# EXTERIOR FINISHES

## FAUX STONE



# EXTERIOR FINISHES

METAL  
ACCENT  
PANEL I/9



# EXTERIOR FINISHES

## SHADOW LINE EXTERIOR PACKAGE




The Shadow Line Exterior Package for a front entry features a modern bold look.

The package includes the Shadow Line Low Lite exterior door painted in grey.

# EXTERIOR FINISHES

## Similar to FC-36 with a Cleaner & Smoother Look

Our 1/9 Panel shares many of the same characteristics of our most-popular FC-36 panel, including the 3/4" rib height and 9" spans, but keeps it simple on the ribs and flattens out there the FC-36 features a bell top. This provides a smoother profile for roof and wall applications for a slightly more modern look.



### Standard 29 Gauge Colours \* Also Available in 26 Gauge



### Specifications

Similar to FC-36 with a Cleaner, Smoother Look

Application: Roof/Wall

Slope: 2/12 with Overlap Sealant

Slope: 3/12 without Overlap Sealant

Coverage: 36"

Rib Height: 3/4"

Available in 26 & 29 Gauge in Standard Colours



Also Available in 24 Gauge Standard Colours

Also Available in 22ga Weathering Steel

Cutting charge applies below 48"

# EXTERIOR FINISHES

## STANDARD SHINGLES



- Feature an algae resistant granule
- 15-Year IKO Iron Clad Protection<sup>1</sup>
- Covered by a Limited Lifetime Warranty<sup>1</sup>
- Provides up to 110 mph (177 km/h) Limited Wind Warranty<sup>1</sup>
- Limited High Wind Warranty Upgrade of 130 mph (210 km/h)<sup>1,2</sup>

### **Cambridge AR - LIMITED LIFETIME ARCHITECTURAL SHINGLES**

Cambridge AR shingles are the shingle of choice for homeowners who demand the best in terms of quality, durability and value. Combining an extraordinary shake-like design with superior protection makes it a time-tested favorite. Cambridge AR shingles are engineered to offer customers more protection and peace of mind with a larger, heavier and more durable shingle. Constructed with two layers of heavyweight fiberglass mat, more asphalt and less fillers, these shingles set the standard by offering a Limited Lifetime Warranty, superior tear strength and resistance to high winds.

# EXTERIOR FINISHES

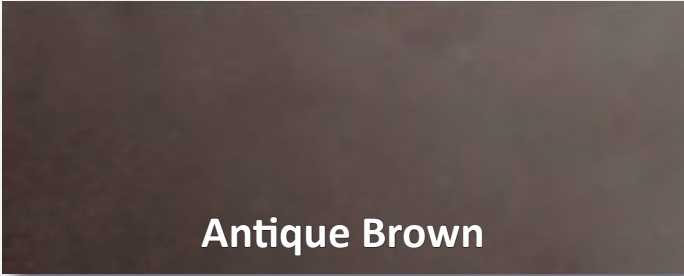
## METAL FASCIA and SOFFIT



Black



Slate



Antique Brown




White

*Metal Fascia is available in all the colors shown below at no charge. The Soffit is standard as White only but available in the 3 optional colors shown below.*

# EXTERIOR FINISHES

## EXTERIOR TRIM Vinyl Shutter & Painted Trim Colours



*The trim colors shown below are all available for shutters, and painted Smart Start trim or optional Smart Start fascia.*

# EXTERIOR FINISHES



Mountain Sage



Heathered Moss



Sandstone Beige



Chestnut Brown



Khaki Brown



Cobblestone

*Traditional and timeless. Sleek and strong. HardiePlank® lap siding is not just our best-selling product—it's the most popular brand of siding in North America, protecting and beautifying more homes from coast to coast. All styles are Engineered for Climate® and come primed, or with baked-on ColorPlus® Technology. (NOTE: availability of colors is dependent on supplier)*

# FLOORING



## COMMERCIAL RUBBERBASEBOARDS



Note: materials shown here may change without notice. Colours in this publication may not be accurate. Refer to actual samples for correct colour match. without notice. Colours in this publication may not be accurate. Refer to actual samples for correct colour match.




# FLOORING

## COMMERCIAL FLOORING



Brown



Grey






Dark Grey

Note: materials shown here may change without notice. Colours in this publication may not be accurate. Refer to actual samples for correct colour match. without notice. Colours in this publication may not be accurate. Refer to actual samples for correct colour match.



# FLOORING

## LAMINATED VINYL PLANK FLOORING




Trust the durability of a Stone Polymer Composite Core and the 100% waterproof attributes that wipe away any concerns with Difference's vinyl floors.

*Backed with an attached IXPE acoustic pad, all footsteps will be softened. Get lost in an array of modern plank and vinyl tile decors that will suit any keen eye. Perfect for high-traffic areas, our vinyl floors offer durable flooring solutions that stand the test of time. Feel comfort in knowing that Difference is backed by a 25-year limited residential warranty.*

- 7" x 54" Plank / 6.5MM Total Thickness
- Unipush Locking System - Plank
- Anti-Microbial Coated
- 1.5mm Acoustic IXPE Pad
- 25-Year Limited Residential Warranty
- 100% Waterproof
- Wear Layer 0.400mm (15mil)
- Dent, Scratch & Stain Resistant

# FLOORING

## UPGRADE LINOLEUM- Luxflor By Congoleum



**LuxFlor by Congoleum offers exceptional durability, contemporary design and installation flexibility unlike any other flooring available.**


- Will allow homeowners to maintain the original beauty of their floor effortlessly
- Infused wear layer for maximum scuff protection
- WhiteShield® base is engineered to lay flat and stay flat
- High density foam feels warm and comfortable underfoot
- Two different types of embossing impart lifelike patterning consistent with nature
- Silver particles infused into the wearlayer provide natural antibacterial protection

# FLOORING

## RESILIENT LINOLEUM



## NII/AFFINITY STANDARD LINOLEUM



**At Congoleum** we understand which elements are most important during the planning and manufacturing stages to create the highest quality resilient flooring. To learn more about Congoleum's strengths in manufacturing, see our manufacturing process or watch our video at [learn how it's made](#). Today's resilient flooring is a highly engineered combination of polymer materials. This means flooring created from carefully selected natural and synthetic materials. Polymers are large molecules composed of repeating structural units, which allow for increased strength and durability for the lifetime of the product.

# FLOORING

## Beaulieu Broadloom PeakPoint

### BURNT LEAF



### DOWNTOWN BROWN



### PUTTY GREY



This carpet offers exceptional benefits as a flooring solution. Made in Canada, this stain-resistant and easy-to-clean carpet provides a warm, quiet, and comfortable environment. With limitless design possibilities, Tryesse carpet combines high performance with environmental friendliness.

- X Safe and healthy: Green Label Plus certified
- X Environmentally-Friendly: Our carpets are made with clean energies
- X Warm, quiet and comfortable
- X High performance: Made with our TryessePro solution-dyed polyester fiber for superior softness and excellent stain and fade resistance

# INTERIOR FINISHES

---



Merry DR Light



Optional Metro  
52" Ceiling Fan

# INTERIOR FINISHES


## Obsidian Lighting Collection

Swirl Light / Ceiling Mount



Hampton Vanity Light

Optional  
Toni  
Pendant



# INTERIOR FINISHES

---



Toilet Paper Holder



Hand Towel Holder



Cab Door Pulls



Interior/ Exterior  
Lever Door Handle



Exterior  
Thumb  
Latch &  
Deadbolt

# INTERIOR FINISHES

## Obsidian/Arlys Collection Items

See the Option Descriptions on the Salesbook to Identify Which Items are Relevant to Your Option Choice. See also "Obsidian Lighting Collection" for more.



Kitchen Faucet



Roman Tap with Handheld Shower



Tub/Shower Faucet




Bath Faucet



Vessel Faucet



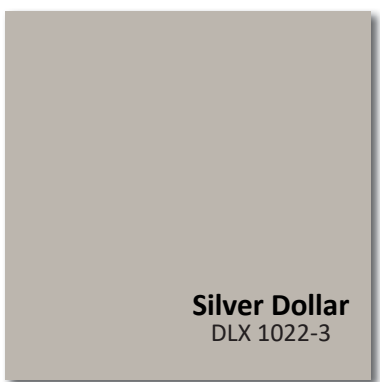
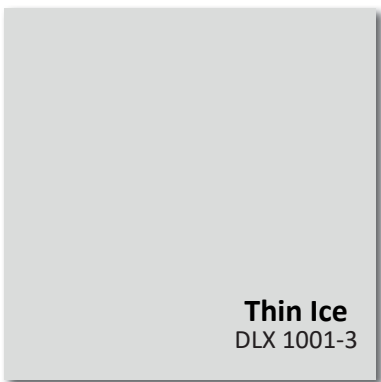
Towel Bar



Rainfall Showerhead

# INTERIOR FINISHES

## INTERIOR PAINT COLOURS



Note: materials shown here may change without notice. Colours in this publication may not be accurate. Refer to actual samples for correct colour match, without notice. Colours in this publication may not be accurate. Refer to actual samples for correct colour match.


# INTERIOR FINISHES

## PREMIUM VELVET LAMINATE COLOURS



# INTERIOR FINISHES

## PREMIUM VELVETSHIPLAP



Add a touch of sophistication to your space with this beautiful Premium Velvet Shiplap. It is perfect for a feature wall or as an accent behind a desk or storage bench. Available in a variety of modern colors.

Scratch and Fingerprint Resistant


Easy to Clean

Free from Phthalates or Plasticizers



# INTERIOR FINISHES

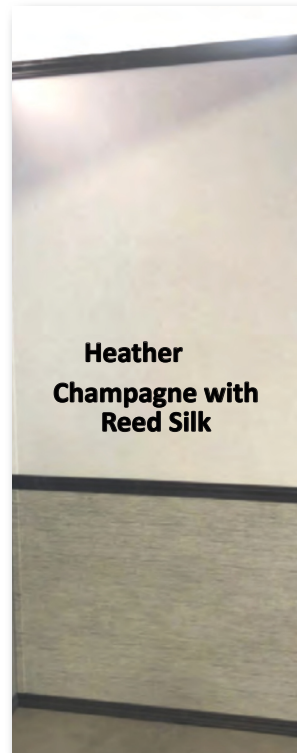
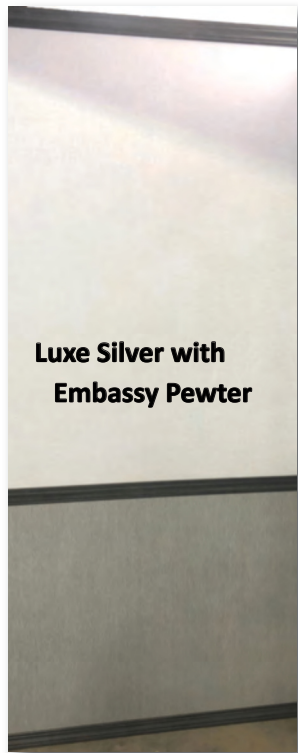
## SHIPLAP FEATURE WALLS



Use this beautiful white shiplap to accent a wall or portion of a wall. It also looks fantastic under the eating bar on an island. Add rich depth to the room with this versatile option. This also comes with our optional Deluxe Coat Rack (see photo). The Deluxe Coat Rack is a perfect addition to a UR or bedroom for backpacks and coats.

# INTERIOR FINISHES

## VOGPARTIAL FEATUREWALLwith CHAIRRAIL



These Partial Feature Walls with Chair Rail are a perfect way to dress up your Kitchen, Living Room and Dining Room. Available in 2 colors—a grey tone and a brown tone. Available under Interior Walls. The chair rail matches your cabinet color and is placed at

36" from the floor.



# INTERIOR FINISHES

## DECORATIVE PANELS

*Standard for  
NII/Affinity Only*

**Heather Champagne**

**Luxe Silver**

**Pumice White**

These accent VOG panels are perfect to give a pop of color and dynamic to your home. Use as a feature wall or on the lower half of the wall with a Chair Rail that matches your cabinets to dress up your home.

## ACCENT WALL PANELS

**Embassy Pewter**

**Reed Silk**